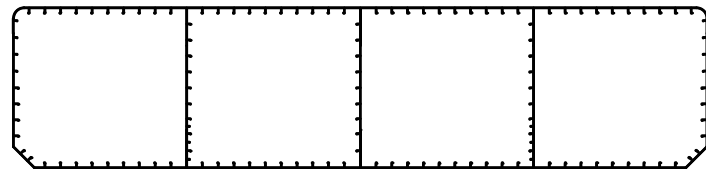
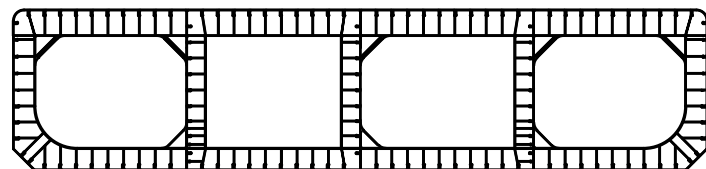


GENERAL ARRANGEMENT

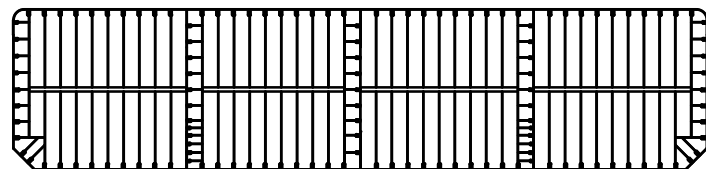
OUTLINE MAIN FRAME



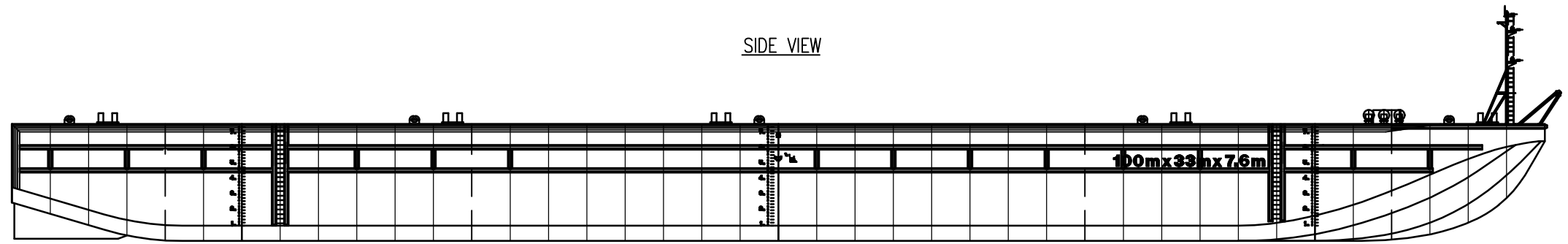
WEBFRAME SECTION



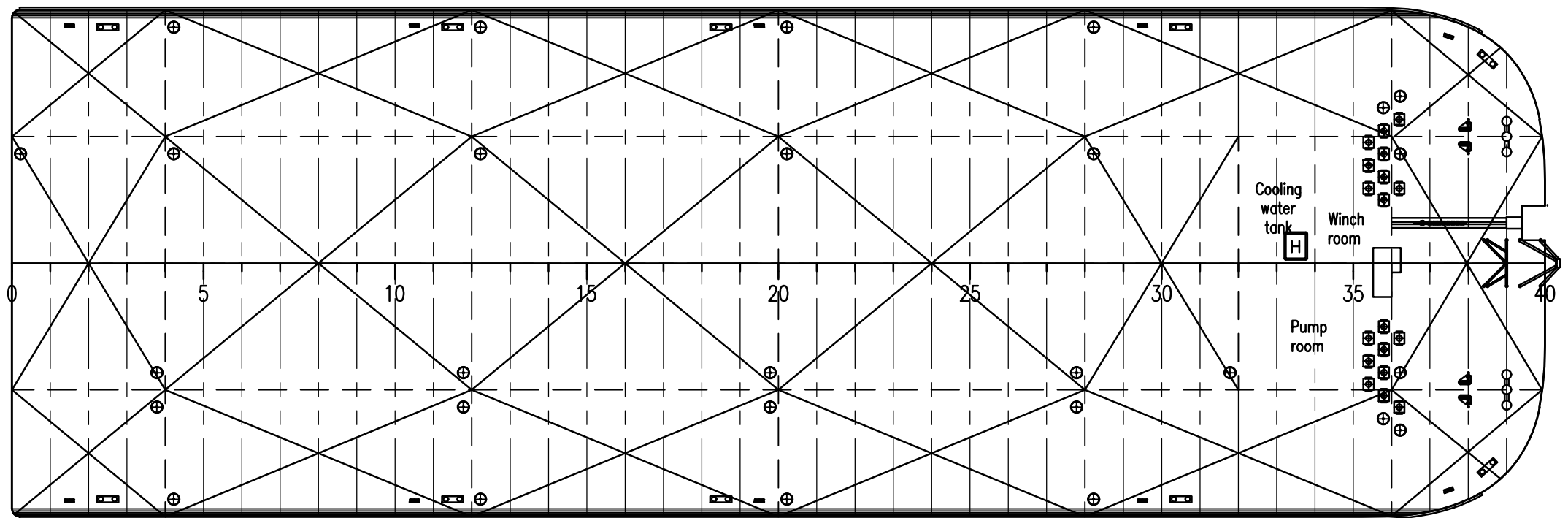
BULKHEAD SECTION



SIDE VIEW



TOP VIEW



GENERAL PARTICULARS 10033-2 / -3

Type Seagoing Heavyduty RoRo pontoon
 Class Lloyd's Register, 100 AT Pontoon
 Build 2008
 Port of registry Panama
 Flag Panama
 Length oa 100.000 m
 Width oa 33.000 m
 Depth mid 7.600 m
 Draft max at sea (base line) 6.056 m
 Deck capacity (uniform) 15.00 t/m²
 Lightweight (approved by LR) 2571.4 t
 Deadweight 16.500 t
 Frame Spacing 2500 mm
 Pumproom 1 x ballastpump 900m³/hr

Deckcapacity and pointloads:

Deckstrength: 20T/m² (limited), 15T/m² (uniform)
 Deckarea: 3270m²
 Longitudinal bulkhead: 100T/m¹
 Transversal deckframe: 150T/m¹
 Deck column: 400T/2m¹
 Side shell column: 350T/2m¹

Pumproom:

1 x 900m³/hr internal ballastpump (to be powered by 125kVa ext. gen.)

E	-	-	-
D	-	-	-
C	-	-	-
B	FULL SPEC UPDATE	AB	2014 01 27
A	VARIOUS EQUIPMENT UPDATE	AB	2013 10 20
0	FIRST ISSUE	AB	2013 04 01
NO.	REMARKS	DRAWN	DATE

Approved: _____ Date: _____
 Approved: _____ Date: _____

Mooring-/Anchor arrangement:

Emergency anchor: 1 x Stockless Bower anchor (5.000kgs)
 Anchor wire: 600m lenght @ dia. 40mm + studlink chain
 Anchor winch: 40T x 9m/min hydraulic operated
 Capstan: Hydraulic driven center forward
 Bridle retriever winch: 15T x 7m/min, 20T stall pull hydraulic operated
 Bollards: 10 x 50 T SWL double mooring bollards
 Panama chocks: 10 x 25 T SWL
 Fenders: 2 x tiers horizontal steel fenders each side
 Mooring ropes: 8 x mooring rope 120m ø10"

Towing arrangement:

4 x Smit type towing brackets (200T) incl. fairleaders
 1 x Forerunner stud link chain (200T), 2 x bridle stud link chain (200T)
 3 x GP Shackle (120T), 1 x monkey face (200T)
 1 x Retrieving wire and 1 x GP Shackle (25T)
 * more detailed overview in tow-arrangement drawing available
Emergency towing arrangement:
 2 x bridle stud link chain (200T); 1 attached/1 spare, 1 x GP shackle (120T), 1 x steel wire 80m ø64 (260T), 1 x polypropeen wire 100m x ø8" (46T), 1 x floating buoy

Muller Zwaar Transport BV

Merwekade 82-83, 3311TH Dordrecht
 PObox 400, 3300AK Dordrecht
 Phone: +31 (0)78 639 2000
 Fax: +31 (0)78 639 2019
 E-mail: engineering@muller-dordrecht.nl



NOTICE : This drawing and the information it contains are the property of Muller Zwaar Transport BV and may not be reproduced or used in part or in whole for any purpose except by written permission of this company.

PONTOON 10033-2
 GENERAL ARRANGEMENT

Principal	MULLER ZWAAR TRANSPORT DORDRECHT - THE NETHERLANDS	
Project	FLEET - H331/H332	Sheet 1
Dwg.	11.001	Nr. of Sh. 1
Projection	Scale 1 : 350	Size A3
	Drawn AB	
	Date 2013 08 28	